

Criterion IV

Infrastructure and Learning Resources

Key Indicator 4.1 Physical Facilities

Percentage of expenditure for infrastructure development and augmentation excluding salary during the last five years

4.1.2.1: Expenditure for infrastructure development and augmentation, excluding salary year wise during last five years (INR in lakhs)

Index

S.No	Description	Page Number
1.	Expenditure on Infrastructure Augmentation during last five years (INR in lakhs)	1
2.	Audited Statements for expenditure on Infrastructure Augmentation - 2023	2
3.	Balance Sheet - 2023	3
4.	Audited Statements for expenditure on Infrastructure Augmentation - 2022	4
5.	Balance Sheet - 2022	5
6.	Audited Statements for expenditure on Infrastructure Augmentation - 2021	6
7.	Balance Sheet - 2021	7
8.	Audited Statements for expenditure on Infrastructure Augmentation - 2020	8
9.	Balance Sheet - 2020	9
10.	Audited Statements for expenditure on Infrastructure Augmentation - 2019	10
11.	Balance Sheet - 2019	11
12.	Audited Statements for expenditure on Infrastructure Augmentation - 2018	12
13.	Balance Sheet - 2018	13


Dr. R. PALSON KENNEDY, M.E., PH.D.
PRINCIPAL
PERI INSTITUTE OF TECHNOLOGY
Mannivakkam, Chennai - 600 048.

4.1.2.1: Expenditure for infrastructure development and augmentation, excluding salary year wise during last five years (INR in lakhs)

Year	2022-2023	2021-2022	2020-2021	2019-2020	2018-2019
Number	2,288,863,2	1,606,742,9	1,428,312,1	3,326,533,147	2,334,461,1


Dr. R. PALSON KENNEDY, M.E., PH.D.
PRINCIPAL
PERI INSTITUTE OF TECHNOLOGY
Mannivakkam, Chennai - 600 048.

PERI EDUCATIONAL AND CHARITABLE TRUST
PERI KNOWLEDGE PARK, MANNIVAKKAM
CHENNAI - 600 048

INCOME AND EXPENDITURE ACCOUNT FOR THE YEAR ENDED 31ST MARCH 2023

Particulars	Amount	Amount
Income		
Fee Income	5,43,41,970	
Canteen Income	3,78,997	
Neem Income	74,32,82,059	
Other Income	5,53,22,211	85,33,25,237
Total Income (A)		85,33,25,237
Expenditure		
Administrative Expenses		
Advertisement & Publicity	37,13,929	
Canteen Expenses	83,70,576	
Communication Costs	7,21,186	
Printing & Stationery	1,58,29,897	
Salary	4,44,05,030	
Student/ Staff Welfare Expenses	1,16,75,974	
Travelling & Conveyance Expenses	69,53,377	
Professional Charges	48,68,088	
Legal Expenses	10,02,949	
Insurance	6,20,907	
Office Expenses	1,00,09,039	
other	10,75,005	
Academic Expenses	34,48,601	
Anna University Fees	8,70,350	
Neem Expenses	67,65,89,435	
Miscellaneous Expenses	55,09,322	
Rental Expenses	95,740	
Finance Charges	2,24,702	
Depreciation	2,36,74,148	
Repairs & Maintenance	1,25,90,376	83,22,48,630
Total Expenditure (B)		83,22,48,630
Excess of income over Expenses:		2,10,76,607

For Sekharan Associates
Chartered Accountants

P.L.N. Raghukumar



CA PLN Raghukumar
Partner
FRN.No: 005412S
M.No: 204319
UDIN: 23204319BGWFMP4613
Date: 30/11/2023
Place: Chennai


For Peri Educational and Charitable Trust
Managing Trustee

S. Jendrasan

Trustee

Trustee

K. Paulraj



Dr. R. PALSON KENNEDY, M.E., Ph.D.:
PRINCIPAL
PERI INSTITUTE OF TECHNOLOGY
Mannivakkam, Chennai - 600 048.

PERI EDUCATIONAL AND CHARITABLE TRUST
PERI KNOWLEDGE PARK, MANNIVAKKAM
CHENNAI - 600 048
BALANCE SHEET AS ON 31ST MARCH 2023

Particulars	Amount	Amount
Liabilities		
Corpus Fund	10,01,001	10,01,001
General Fund		
Opening Balance	1,30,39,166	
Excess of income over Expenditure	2,10,76,607	3,41,15,773
Loans		
Secured Loans	35,87,89,807	
Unsecured Loans from Trustee & Others	13,20,39,278	49,08,29,085
Current Liabilities		
Sundry Creditors	4,47,39,303	
Duties & Taxes	1,91,82,416	
Other Current Liabilities	6,03,06,851	
Provisions	10,68,42,740	23,10,71,310
Total		75,70,17,169
Assets		
Fixed Assets		
Gross Block	59,57,39,219	
Less: Depreciation	2,36,74,148	57,20,65,070
Current Assets		
Sundry Debtors	10,39,77,719	
Cash	83,340	
Bank Accounts	2,47,77,972	
Deposits	9,46,452	
Other current assets	4,99,13,158	
Others loans & Advances	52,53,458	18,49,52,099
Total		75,70,17,169

For Sekharan Associates
Chartered Accountants

PLN Raghukumar



CA PLN Raghukumar
Partner
FRN.No: 005412S
M.No: 204319
UDIN: 23204319BGWFMP4613
Date: 30/11/2023
Place: Chennai

For Peri Educational and Charitable Trust
Managing Trustee

Jendran

Trustee

Trustee

Is. p. ...



DR. R. PALSON KENNEDY, M.F., Ph.D.
PRINCIPAL
PERI INSTITUTE OF TECHNOLOGY
Mannivakkam, Chennai - 600 048.

PERI EDUCATIONAL AND CHARITABLE TRUST
PERI KNOWLEDGE PARK, MANNIVAKKAM
CHENNAI - 600 048

INCOME AND EXPENDITURE ACCOUNT FOR THE YEAR ENDED 31ST MARCH 2022

Particulars	Amount	Amount
Income		
Fee Income	5,04,98,188	
Canteen Income	1,50,043	
Neem Income	45,09,31,542	
Other Income	1,56,40,566	51,72,20,339
Total Income (A)		51,72,20,339
Expenditure		
Administrative Expenses		
Advertisement & Publicity	6,31,414	
✗ Canteen Expenses	44,98,571	
Communication Costs	8,03,116	
Printing & Stationery	25,29,458	
✗ Salary	75,81,288	
Student/ Staff Welfare Expenses	56,72,386	
Travelling & Conveyance Expenses	15,02,627	
Professional Charges	33,90,017	
Audit Fees	5,75,000	
Legal Expenses	4,65,000	
✗ Insurance	6,41,161	
Office Expenses	2,44,99,703	
✗ Repairs & Maintenance	1,40,05,004	6,67,94,745
University Expenses		
Anna University Fees		7,47,350
Neem Expenses		
Neem Expenses		41,73,67,196
Other Expenses		
Rental Expenses		42,500
Finance Cost		
Finance Charges		4,62,47,017
Depreciation		
✗ Depreciation		2,38,36,084
Total Expenses (B)		55,50,34,892
Excess of Income over Expenses		-3,78,14,553

For Sekharan Associates
Chartered Accountants

P.L.V. Raghukumar

CA PLN Raghukumar
Partner


FRN.No: 0054125

M.No: 204319

UDIN: 22204319BDBMWF7276

Date: 30-09-2022

Place: Chennai



For Peri Educational and Charitable Trust
Managing Trustee

Jendras

Trustee

Shale

Trustee

DR. R. PALSON KENNEDY, M.E. Ph.D.
PRINCIPAL
PERI INSTITUTE OF TECHNOLOGY
Mannivakkam, Chennai - 600 048.

PERI EDUCATIONAL AND CHARITABLE TRUST
PERI KNOWLEDGE PARK, MANNIVAKKAM
CHENNAI - 600 048

BALANCE SHEET AS ON 31ST MARCH 2022

Particulars	Amount	Amount
Liabilities		
Fund		
Corpus Fund	10,01,001	
General Fund	1,30,39,166	1,40,40,167
Secured Loans		
		35,87,89,807
Unsecured Loans from Trustee & Others		
		11,94,79,929
Current Liabilities		
Sundry Creditors	1,95,86,120	
Other Liabilities	18,44,31,149	20,40,17,269
Total		69,63,27,171
Assets		
Fixed Assets		
Net Block		57,36,79,613
Current Assets		
Cash	81,889	
Bank Accounts	1,48,84,438	
Deposits	9,46,452	
Other current assets	9,53,54,603	
Others loans & Advances	1,13,80,176	12,26,47,558
Total		69,63,27,171

For Sekharan Associates
Chartered Accountants

PLN Raghukumar

CA PLN Raghukumar
Partner

FRN.No: 005412S

M.No: 204319

UDIN: 22204319BDBMWF7276

Date: 30-09-2022

Place: Chennai



For Peri Educational and Charitable Trust
Managing Trustee

Gandharva

Trustee

Phellie

Trustee

R. Palson Kennedy

Dr. R. PALSON KENNEDY, M.E. Ph.D

PRINCIPAL

PERI INSTITUTE OF TECHNOLOGY
Mannivakkam, Chennai - 600 048

**PERI EDUCATIONAL AND CHARITABLE TRUST
PERI KNOWLEDGE PARK, MANNIVAKKAM
CHENNAI - 600 048**

INCOME AND EXPENDITURE ACCOUNT FOR THE YEAR ENDED 31ST MARCH 2021

Particulars	Amount	Amount
Income		
Fee Income	6,78,09,631	
Canteen Income	10,505	
Neem Income	29,39,92,814	
Other Income	21,24,647	36,39,37,597
Total Income (A)		36,39,37,597
Expenditure		
Administrative Expenses		
Advertisement & Publicity	28,99,125	
Canteen Expenses	18,65,425	
Communication Costs	5,61,873	
Printing & Stationery	1,95,774	
Salary	37,14,088	
Student/ Staff Welfare Expenses	16,23,282	
Travelling & Conveyance Expenses	14,45,441	
Professional Charges	27,82,239	
Audit Fees	55,250	
Legal Expenses	6,30,000	
Insurance	7,68,173	
Office Expenses	1,77,36,979	
Repairs & Maintenance	95,17,033	4,37,94,682
University Expenses		
Anna University Fees		10,12,890
Neem Expenses		
Neem Expenses		26,40,55,230
Other Expenses		
Rental Expenses		85,900
Finance Cost		
Finance Charges		5,50,92,064
Depreciation		
Depreciation		2,58,02,399
Total Expenses (B)		38,98,43,163
Excess of Income over Expenses		-2,59,05,566

For Sekharan Associates
Chartered Accountants
P.L N Raghukumar
CA PLN Raghukumar
Partner
FRN.No: 005412S
M.No: 204319
UDIN: 22204319AAAAA09005
Date: 13-01-2022
Place: Chennai



For Peri Educational and Charitable Trust
Managing Trustee
G. Jeyaram
Trustee

R. Palson Kennedy
Trustee

DR. R. PALSON KENNEDY, M.E., Ph.D.,
PRINCIPAL
PERI INSTITUTE OF TECHNOLOGY
Mannivakkam, Chennai - 600 048.

PERI EDUCATIONAL AND CHARITABLE TRUST
PERI KNOWLEDGE PARK, MANNIVAKKAM
CHENNAI - 600 048

BALANCE SHEET AS ON 31ST MARCH 2021

Particulars	Amount	Amount
Liabilities		
Fund		
Corpus Fund	10,01,001	
General Fund	5,08,53,719	5,18,54,720
Secured Loans		36,53,46,821
Unsecured Loans from Trustee & Others		13,39,54,326
Current Liabilities		
Sundry Creditors	1,98,44,977	
Other Liabilities	13,31,33,830	15,29,78,807
Total		70,41,34,673
Assets		
Fixed Assets		
Net Block		59,75,15,696
Current Assets		
Cash	81,889	
Bank Accounts	78,85,745	
Deposits	9,46,452	
Receivables	8,46,50,969	
Others loans & Advances	1,30,53,922	10,66,18,977
Total		70,41,34,673

For Sekharan Associates
Chartered Accountants

P. L. Raghukumar

CA PLN Raghukumar
Partner

FRN.No: 0054125

M.No: 204319

UDIN: 22204319AAAAAO9005

Date: 13-01-2022

Place: Chennai



For Peri Educational and Charitable Trust
Managing Trustee

Trustee

Gandras

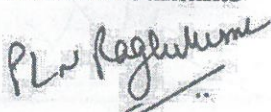
Trustee

R. P. Palson Kennedy
Dr. R. PALSON KENNEDY, M.E., Ph.D.
PRINCIPAL
PERI INSTITUTE OF TECHNOLOGY
Mannivakkam, Chennai - 600 048.

PERI EDUCATIONAL AND CHARITABLE TRUST
PERI KNOWLEDGE PARK, MANNIVAKKAM
CHENNAI - 600 048


INCOME & EXPENDITURE ACCOUNT FOR THE YEAR ENDED 31.03.2020


PARTICULARS	AMOUNT (Rs.)	AMOUNT (Rs.)
INCOME		
Fee Income	15,37,53,252.00	
Canteen Income	1,95,273.00	
Neem Income	18,06,58,090.86	
Other Income	1,69,15,462.98	
Total Income (A)		35,15,22,079
EXPENDITURE		
Administrative Expenses		
Advertisement Expenses	1,72,29,365.00	
Canteen Expenditure	90,21,642.00	
Communication Expenses	2,25,434.00	
Printing & Stationery	1,45,85,676.00	
Salaries	3,95,47,345.42	
Students Welfare Expenses	91,38,774.80	
Travelling & conveyance	8,43,530.00	
Professional Charges	40,84,992.00	
Audit Fees	3,82,500.00	
Insurance Charges	9,08,507.00	
Office Expenses	1,70,78,297.60	
Other Administrative Expenses	94,83,129.35	
Repair & Maintenance	1,22,96,844.47	13,48,26,037.64
University Expenses		
AICTE / Anna university Expenses	3,04,715.00	3,04,715.00
Transportation Expenses		
Transport Charges	5,99,682.00	5,99,682.00
Neem Expenses		
Salary	17,97,06,210.00	17,97,06,210.00
Other Expenses		
Rental Charges	25,25,900.00	25,25,900.00
Finance Cost		
Interest Charges	5,08,46,476.12	5,08,46,476.12
Depreciation		
Depreciation		2,79,85,356.28
Total Expenses (B)		39,67,94,377.04
Excess of Income over Expenses		-4,52,72,298.20

For Sekharan Associates
 Chartered Accountants


P.L.N.Raghukumar
 FRN.No : 005412S
 M.No : 204319
 UDIN : 21204319AAAACE3978

For Peri Educational and Charitable Trust
 Managing Trustee


 Place: Chennai
 Date: 25/02/2021


Dr. R. PALSON KENNEDY, M.E., Ph.D.
 PRINCIPAL
 PERI INSTITUTE OF TECHNOLOGY
 Mannivakkam, Chennai - 600 048.

PERI EDUCATIONAL AND CHARITABLE TRUST
PERI KNOWLEDGE PARK, MANNIVAKKAM
CHENNAI - 600 048
BALANCE SHEET AS ON 31ST MARCH 2020

LIABILITIES	AMOUNT (Rs.)	AMOUNT (Rs.)
Corpus Fund		10,01,001
General Fund		7,67,59,285
<u>Secured Loans</u>		42,02,21,825
<u>Unsecured Loans from Trustee & Others</u>		8,08,28,821
<u>Current Liabilities</u>		
Sundry Creditors	4,17,80,078	
Other Liabilities	7,66,86,518	11,84,66,596
TOTAL		69,72,77,528
ASSETS	AMOUNT (Rs.)	AMOUNT (Rs.)
<u>Fixed Assets</u>		
Gross Block	65,12,92,651	
Less: Depreciation	2,79,85,356	62,33,07,295
<u>Current Assets</u>		
Loans and Advances	69,62,711	
Receivables	5,99,02,521	
Deposits	8,23,680	
Cash and Bank Balance	62,81,321	
TOTAL		7,39,70,233
		69,72,77,528

For Sekharan Associates
Chartered Accountants

P.L.N. Raghukumar

P.L.N. Raghukumar
FRN.No : 005412S
M.No : 204319
UDIN: 21204319AAAACE3978

For Peri Educational and Charitable Trust
Managing Trustee

J. Indran

Place: Chennai
Date: 25/02/2021

Dr. R. Palson Kennedy

Dr. R. PALSON KENNEDY, M.E., Ph.D.,
PRINCIPAL
PERI INSTITUTE OF TECHNOLOGY
Mannivakkam, Chennai - 600 048.


PERI EDUCATIONAL AND CHARITABLE TRUST
NEW NO. 4, 9TH AVENUE, ASHOK NAGAR
CHENNAI - 600 083

INCOME & EXPENDITURE ACCOUNT FOR THE YEAR ENDED 31.03.2019

PARTICULARS	AMOUNT (Rs.)	AMOUNT (Rs.)
INCOME		
Fee Income	16,12,64,703	
Canteen Income	15,52,863	
Neem Income	68,57,567	
Other Income	36,69,218	
Total Income (A)		17,33,44,351
EXPENDITURE		
Administrative Expenses		
Advertisement Expenses	53,30,103	
Canteen Expenditure	1,04,60,461	
Communication Expenses	5,77,742	
Printing & Stationery	4,47,991	
Salaries	5,08,24,558	
Students Welfare Expenses	70,97,175	
Travelling & conveyance	11,47,112	
Professional Charges	1,11,720	
Audit Fees	3,32,000	
Insurance Charges	19,22,652	
Office Expenses	74,30,594	
Other Administrative Expenses	81,78,530	
Repair & Maintenance	1,20,39,735	10,59,00,372
University Expenses		
AICTE / Anna university Expenses	11,71,014	11,71,014
Transportation Expenses		
Transport Charges	1,23,66,554	1,23,66,554
Neem Expenses		
Salary	9,36,000	
Canteen Deduction	1,85,245	
Man Power Expenses	64,89,534	76,10,779
Other Expenses		
Rental Charges	28,81,107	28,81,107
Finance Cost		
Interest Charges	6,05,51,671	6,05,51,671
Depreciation		
Depreciation	2,99,83,344	2,99,83,344
Total Expenses (B)		22,04,64,841
Excess of Income over Expenses		(4,71,20,490)

For Sekharan Associates
Chartered Accountants

P.L.N.Raghukumar
FRN.No : 005412S
M.No : 204319




For Peri Educational and Charitable Trust




Trustee



Trustee




Place: Chennai

Date:



Dr. R. PALSON KENNEDY, M.E., Ph.D.
PRINCIPAL
PERI INSTITUTE OF TECHNOLOGY
 Mannivakkam, Chennai - 600 083.

PERI EDUCATIONAL AND CHARITABLE TRUST
NEW NO. 4, 9TH AVENUE, ASHOK NAGAR
CHENNAI - 600 083
BALANCE SHEET
AS ON 31ST MARCH 2019

LIABILITIES	AMOUNT (Rs.)	AMOUNT (Rs.)
Corpus Fund		
Opening Balance	10,01,001	10,01,001
General Fund		
Opening Balance	16,91,51,995	
Add: Excess Of Income over Expenses	(4,71,20,490)	12,20,31,505
Secured Loans		43,20,81,218
Unsecured Loans from Trustee		6,68,87,046
Current Liabilities		
Sundry Creditors	1,48,93,642	
Other Liabilities	2,89,94,694	4,38,88,336
TOTAL		66,58,89,106
ASSETS	AMOUNT (Rs.)	AMOUNT (Rs.)
Fixed Assets		
Gross Block	63,80,72,956	
Less: Depreciation	(2,99,83,344)	60,80,89,612
Current Assets		
Loans and Advances	71,05,901	
Receivables	4,77,73,251	
Deposits	8,23,680	
Cash and Bank Balance	20,96,662	5,77,99,494
TOTAL		66,58,89,106
For Sekharan Associates		For Peri Educational and Charitable Trust
Chartered Accountants		
 P.L.N. Raghukumar FRN.No : 005412S M.No : 204319		 Managing Trustee Place: Chennai Date :

R. P. K.

Dr. R. PALSON KENNEDY, M.F.A.
 PRINCIPAL
 PERI INSTITUTE OF TECHNOLOGY
 Mannivakkam, Chennai - 600 048.


Prd

PERI EDUCATIONAL AND CHARITABLE TRUST
NEW NO. 4, 9TH AVENUE, ASHOK NAGAR
CHENNAI - 600 083

INCOME & EXPENDITURE ACCOUNT FOR THE YEAR ENDED 31.03.2018


PARTICULARS	AMOUNT (Rs.)	AMOUNT (Rs.)
INCOME		
Fee Income	246,186,978	
Canteen Income	708,063	
Other Income	6,686,376	
Total Income (A)		253,581,417
EXPENDITURE		
Administrative Expenses		
Advertisement Expenses	10,026,522	
Canteen Expenditure	17,064,603	
Communication Expenses	1,920,768	
Printing & Stationery	3,506,492	
Salaries	55,551,639	
Students Welfare Expenses	11,186,995	
Travelling & conveyance	1,746,231	
Professional Charges	691,934	
Audit Fees	20,000	
Insurance Charges	2,054,832	
Office Expenses	2,998,862	
Other Administrative Expenses	15,185,353	
Repair & Maintenance	16,729,939	
		138,684,170
University Expenses		
AICTE / Anna university Expenses	8,993,687	
		8,993,687
Transportation Expenses		
Transport Charges	14,662,829	
		14,662,829
Other Expenses		
Rental Charges	2,122,900	
		2,122,900
Finance Cost		
Interest Charges	53,554,998	
		53,554,998
Depreciation		
Depreciation	30,954,133	
		30,954,133
Total Expenses (B)		248,972,716.82
Excess of Income over Expenses		4,608,700


For Selkharan Associates
Chartered Accountants


P.L.N. Raghukumar
 FRN.No : 005412S
 M.No : 204319



For Peri Educational and Charitable Trust


Managing Trustee
 Place: Chennai
 Date:




Dr. R. PALSON KENNEDY, M.E., Ph.D.,
PRINCIPAL
PERI INSTITUTE OF TECHNOLOGY
 Perambalur, Chennai - 600 018.

PERI EDUCATIONAL AND CHARITABLE TRUST
NEW NO. 4, 9TH AVENUE, ASHOK NAGAR
CHENNAI - 600 083
BALANCE SHEET
AS ON 31ST MARCH 2018


LIABILITIES	AMOUNT (Rs.)	AMOUNT (Rs.)
Corpus Fund		
Opening Balance	1,001,001	1,001,001
General Fund		
Opening Balance	164,543,295	
Add: Excess Of Income over Expenses	4,608,700	169,151,995
Secured Loans		425,869,655
Unsecured Loans from Trustee		65,714,946
Current Liabilities		
Sundry Creditors	13,411,938	
Other Liabilities	32,180,517	45,592,455
TOTAL		707,330,052
ASSETS	AMOUNT (Rs.)	AMOUNT (Rs.)
Fixed Assets		
Gross Block	839,275,504	
Less: Provision for Depreciation	196,145,633	643,129,871
Current Assets		
Loans and Advances	7,338,547	
Receivables	52,653,873	
Deposits	4,161,170	
Cash and Bank Balance	46,591	64,200,181
TOTAL		707,330,052

For Sekharan Associates
 Chartered Accountants


P.L.N. Raghukumar
 FRN.No : 005412S
 M.No : 204319



For Peri Educational and Charitable Trust


 Managing Trustee
 Place: Chennai
 Date :



Dr. R. PALSON KENNEDY, M.E., Ph.D.,
PRINCIPAL
PERI INSTITUTE OF TECHNOLOGY
 Mannivakkam, Chennai - 600 043.